




Vats Group



INCONTRO
E ASSEMBLEA

VATS GROUP

UPDATE DI TECNICA
E TECNOLOGIA NELLE
RESEZIONI ANATOMICHE
TORACOSCOPICHE



30 MARZO 2017

PADOVA

Palazzo del Bò, Aula Nievo

RESPONSABILE SCIENTIFICO

Federico Rea

VATS lobectomy con video 3-D PROS & CONS

*Samuele Nicotra
Università degli Studi di Padova
Chirurgia Toracica*




Vats Group

Three-dimensional video systems




Negli ultimi anni la diffusione della tecnica toracoscopica per resezioni polmonari maggiori ha incentivato lo sviluppo tecnologico.





Vats Group

Three-dimensional video systems



Comparative study of three-dimensional versus two-dimensional video-assisted thoracoscopic two-port lobectomy

Thoracic Cancer 8 (2017) 3–7

Peng Jiao, Qing-jun Wu, Yao-guang Sun, Chao Ma, Wen-xin Tian, Han-bo Yu & Hong-feng Tong

Comparison of three-dimensional and two-dimensional visualization in video-assisted thoracoscopic lobectomy

Song Dong¹, Xue-Ning Yang¹, Wen-Zhao Zhong¹, Qiang Nie¹, Ri-Qiang Liao¹, Jun-Tao Lin² & Yi-Long Wu^{1,2} Thoracic Cancer 7 (2016) 530–534

Short-Term Outcome of Three-Dimensional Versus Two-Dimensional Video-Assisted Thoracic Surgery for Benign Pulmonary Diseases


(Ann Thorac Surg 2016;101:1297–302)
© 2016 by The Society of Thoracic Surgeons

Cheng-Liang Yang, MD, Wei Wang, MD, PhD, Lil-Li Mo, MD, Liang Zhang, MD, Gui-Lin Peng, MD, PhD, Zhan-Wu Yu, MD, PhD, Yong-Yu Liu, MD, PhD, and Jian-Xing He, MD, PhD

Three-dimensional video systems


Principali evidenze

- ▶ *Riduzione del tempo operatorio*
- ▶ *Costi sovrapponibili alla 2D*
- ▶ *Outcome perioperatori sovrapponibili alla 2D (degenza, complicanze, linfadenectomia)*
- ▶ *Migliore percezione e sensibilità durante l'atto chirurgico*



Three-dimensional video systems

Training



Complete thoracoscopic lobectomy for cancer: comparative study of three-dimensional high-definition with two-dimensional high-definition video systems[†]


Patrick Bagan^{a,b,c,*}, Florence De Dominicis^b, Jacques Hernigou^a, Bassel Dakhil^a, Rym Zaimi^a,
Ciprian Pricopi^c, Françoise Le Pimpec Barthes^c and Pascal Berna^b
Interactive CardioVascular and Thoracic Surgery 20 (2015) 820–824



L'introduzione del 3D-HD può aiutare a ridurre la learning curve, in particolare per i chirurghi più giovani durante la loro fase di apprendimento.

Training

VATS lobectomy courses Padova experience




The courses are designed with a limited *didactic portion* followed by an *operating session*:



- ▶ **Didactic portion:** review of preoperative imaging and other relevant studies with a focus on the lesion and any anatomic variants followed by a video regarding the general conduct of the operation and technique.

Training

VATS lobectomy courses Padova experience



- ▶ **Operating session:** participants practiced troubleshooting camera and handling VATS instruments to optimize their skills